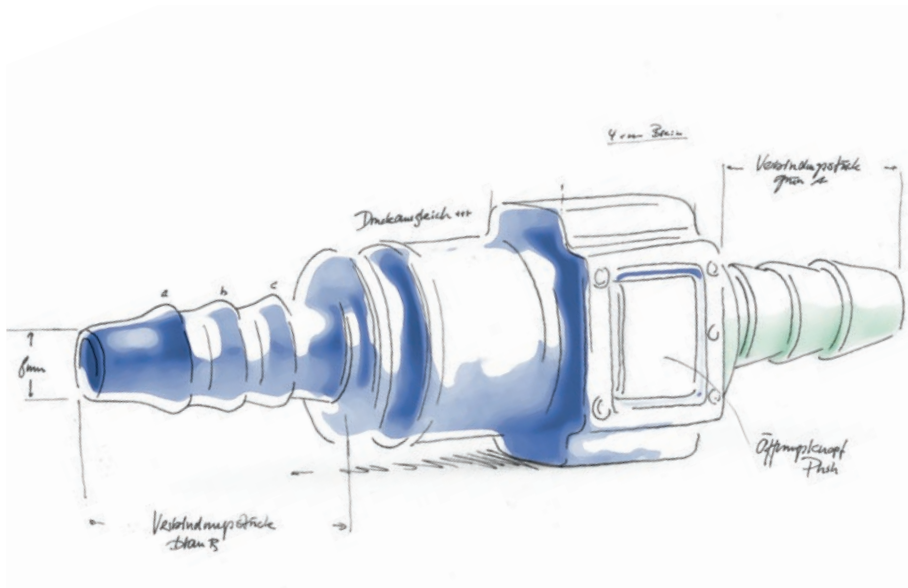


The PPA pioneer

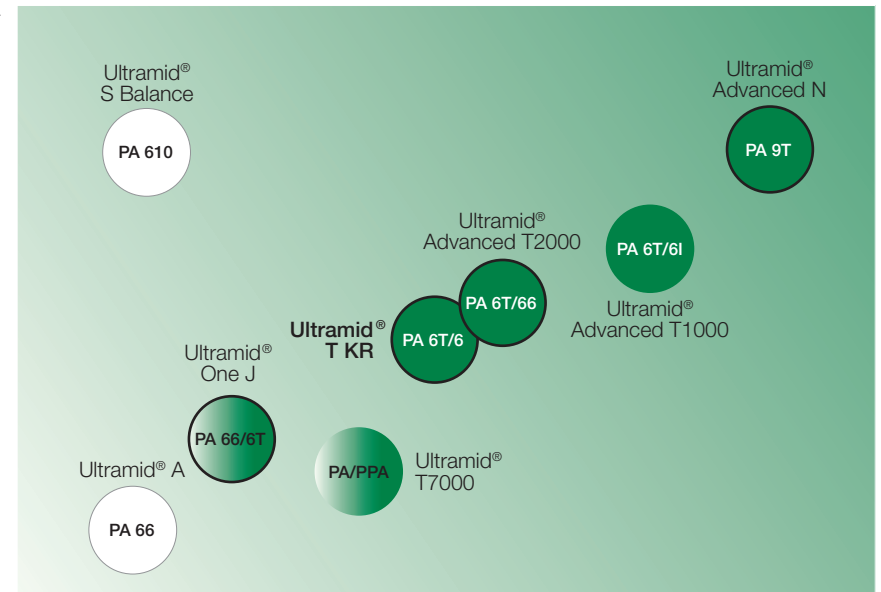
Ultramid® T KR

Originally introduced at K fair 1989, Ultramid® T KR was among the first PPAs on the market. Its high melting point, minimum mold temperature and excellent dielectric properties makes it the perfect PPA for E&E applications. It is stiff and strong also in presence of humidity and suitable for applications where PPA is required (mechanics and media resistance, especially fuel resistance) and toughness is an issue.



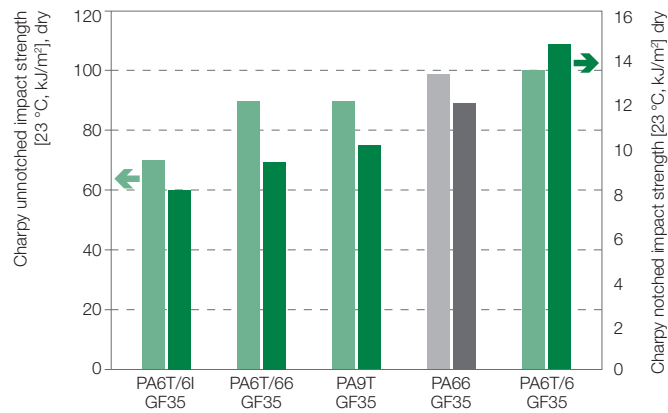
chemical resistance
low water uptake
dimensional stability
hydrophobicity

- PPA = Polyphthalamide
- PPA blend or PPA copolymer, < 55% aromatic diacid content
- PA = Polyamide
- Flame retardant grades available



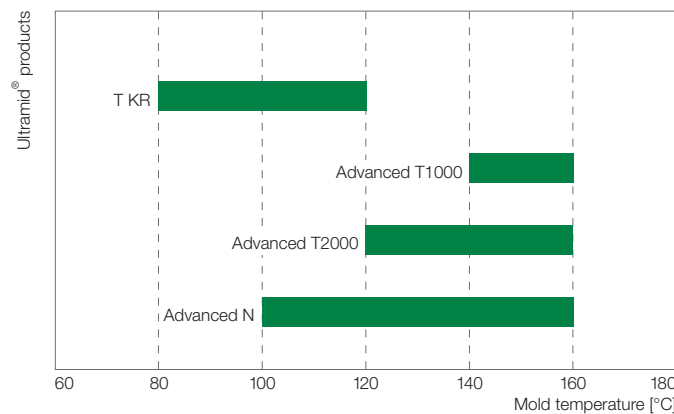
Performance at elevated temperatures and in humid conditions Glass transition temperature, conditioned

ULTRAMID® T KR



Highest toughness of all PPAs

- Highest values for Charpy notched and unnotched compared to PA66 and other PPAs
- Good combination of stiffness and strength
- Resistance against rockfall



Low mold temperature for easier processing: 20 °C lower than other PPAs

- Mold temperature of 80 °C possible: benefits for cycle time
- Broad processing window compared to standard HTPA
- FR grades are optimized for minimal tool corrosion: better than standard HTPA FR grades

Component - Plastics							E41871
BASF SE							
Performance Materials Europe, E-PME/NO - H201, Ludwigshafen 67056 DE							
KR4340G6 (t)							
Polyamide 6/6T (PA6/6T) "Ultramid T"							
Color	Min. Thk (mm)	Flame Class	HWI	HAI	RTI Elec	RTI Imp	RTI Str
ALL	0.40	V-0	1	0	160	115	130
	0.75	V-0	0	0	160	125	140
	1.0	V-0, 5VA	0	0	160	125	140
Comparative Tracking Index (CTI): 0			Inclined Plane Tracking (IPT) kV: -				
Dielectric Strength (kV/mm): 28			Volume Resistivity (10 ¹⁰ ohm-cm): -				
High-Voltage Arc Tracking Rate (HVTR): -			High Volt, Low Current Arc Resis (D495): -				
Dimensional Stability (%): -							
(t) - May be followed by the letters LS and a color code indicating laser sensitive coloring.							
<small>ANSI/UL 94 small-scale test data does not pertain to building materials, furnishings and related contents. ANSI/UL 94 small-scale test data is intended solely for determining the flammability of plastic materials used in the components and parts of end-product devices and appliances, where the acceptability of the combination is determined by UL.</small>							
Report Date:	2013-06-14					© 2019 UL LLC	
Last Revised:	2017-03-31						

Excellent heat ageing: RTI elec 160 °C at 0.4 mm

- For lead-free soldering applications
- High T_{melt} of 290 °C
- Low water uptake: improved dimensional stability
- Little impact on mechanical properties
- Excellent flame retardance: UL94 V-0 \geq 0.4 mm and CTI 600

Mechanical properties

Ultramid®	E-modulus ISO 527 [MPa]	Tensile strength ISO 527 [MPa]	Elongation at break ISO 527 [%]	Charpy unnotched ISO 179/1eU [kJ/m ²]	Charpy notched ISO 179/1eA [kJ/m ²]
T KR 4350	3,100 / cond. 3,100	80 / cond. 70	5 / cond. 5	140	8
T KR 4355 G5	9,000 / cond. 9,000	185 / cond. 170	3 / -	80	8
T KR 4355 G7	12,000 / cond. 12,000	210 / cond. 200	3 / -	100	14.5
T KR 4355 G10	17,000 / cond. 16,000	240 / cond. 190	2.4 / cond. 2.5	90 / cond. 80	13 / -
T KR 4357 G6	9,300 / cond. 9,000	165 / cond. 145	3.5 / -	95	17
T KR 4365 G5 FR	8,300 / cond. 8,000	150 / cond. 140	3 / -	75 / cond. 55	8 / cond. 7
T KR 4340 G6 FR	11,500 / cond. 11,500	150 / cond. 140	2.5 / cond. 2.3	65 / 50	7.5 / cond. 6.5

E&E properties

Ultramid®	Water uptake ISO 62 23 °C / 50 % r.h. [%]	UL 94 Class [mm]	GWFI IEC 60695-2-12 [°C (mm)]	GWIT IEC 60695-2-13 [°C (mm)]	CTI IEC 60112	RTI UL 746 B at 1.5 mm [°C]
T KR 4365 G5 FR	1.1 - 1.5	V-2 (0.37) V-0 (0.75) 5VA (1.5)	960 (0.75)	775 (0.75)	600	140
T KR 4340 G6 FR	2.0 - 2.4	V-0 (0.4) V-0 (0.75) 5VA (1.0)	960 (0.4)	775 (0.4)	600	160

Processing

Ultramid®	T _m DIN 53 765 [°C]	Melt temperature [°C]	Mold temperature [°C]
T KR 4350	295	310-330	70-100
T KR 4357 G6	295	310-330	80-120
T KR 4340 G6 FR	290	310-330	80-120

Ultramid® T KR

Product portfolio and applications

	Ultramid®	Reinforcement	Stabilization	Colors	Remarks
Unreinforced	T KR 4350	–	standard (H)	bk, un	–
Glass-fiber reinforced	T KR 4355 G5	25 % GF	standard (H)	bk, un	–
	T KR 4355 G7	35 % GF	standard (H)	bk, un	–
	T KR 4355 G10	50 % GF	standard (H)	bk	–
Special glass-fiber reinforced	T KR 4357 G6	30 % GF	standard (H)	bk, un	impact modified
	T KR 4355 G5	25 % GF	standard (H)	LS bk	laser sensitive
	T KR 4355 G8	40 % GF	standard (H)	bk	food contact
	T KR 4365 G5	25 % GF	standard, FR	bk, un	flame retardant
	T KR 4340 G6	30 % GF	standard, FR	LS bk, un	flame retardant, laser sensitive
	T KR 4341 G6	30 % GF	standard, FR	LS bk	flame retardant, laser sensitive

Possible applications

- Switchgears
- Electrical control units
- Sensors
- Quick connectors



The right material for the right part: choose the suitable material for your application!
PPA Product Selector on www.ppa.basf.com

Note

The data contained in this publication are based on our current knowledge and experience. In view of the many factors that may affect processing and application of our product, these data do not relieve processors from carrying out own investigations and tests; neither do these data imply any guarantee of certain properties, nor the suitability of the product for a specific purpose. Any descriptions, drawings, photographs, data, proportions, weights etc. given herein may change without prior information and do not constitute the agreed contractual quality of the product. It is the responsibility of the recipient of our products to ensure that any proprietary rights and existing laws and legislation are observed. (September 2023)

For further questions please contact the Ultra-Infopoint: +49 621 60-78780 / ultraplaste.infopoint@basf.com

www.ppa.basf.com

